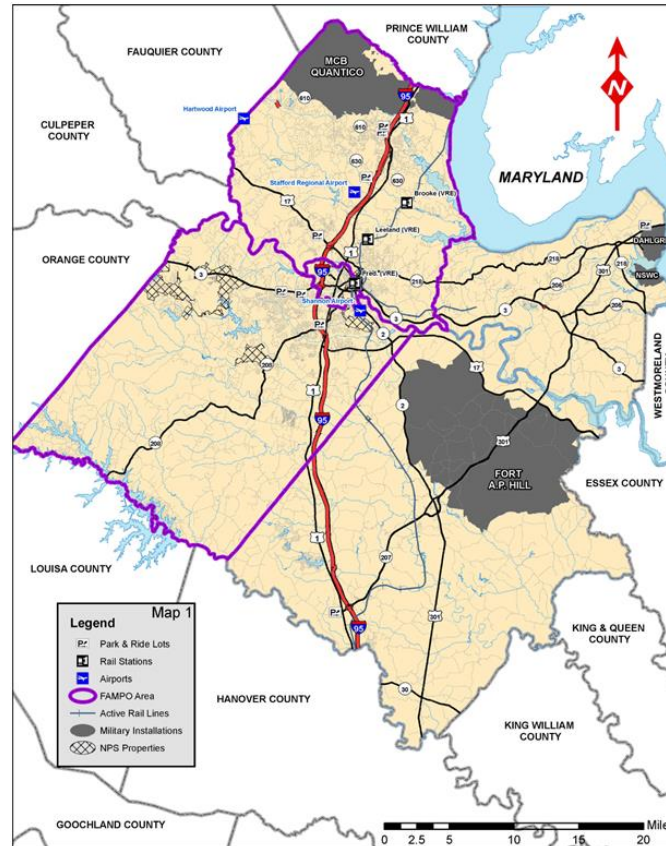


FAMPO efforts to better coordinate planning efforts with Smart Scale

June 8, 2018



GEORGE
WASHINGTON
REGIONAL COMMISSION

FAMPO
Fredericksburg Area Metropolitan Planning Organization

Paul Agnello
FAMPO Administrator
(540) 642-1564
Agnello@gwregion.org

FAMPO Experience in Round 1 & 2 of Smart Scale

Round 1: FAMPO had a “few good” projects and did well

- Most projects submitted were selected (11 out of 13)
- Not enough local projects to use all District Grant funding

Round 2: Used a similar approach to Round 1, but results were different

- Most projects submitted were not selected (7 out of 19)
- 3 projects that had been extensively vetted by the State were screened out
- Top two I-95 projects were not selected
- Largest jurisdiction and the central city had no successful District Grant applications

Following Round 2 :

- Special FAMPO Task Force of Smart Scale met to review results and make recommendations on improvements to the process for Round 3
- Plans made to develop a much larger pool of candidate projects for Smart Scale and other funding opportunities

Smart Scale Round 3 Preparation

Used 2045 LRTP effort as an opportunity to develop a large pool of multimodal projects

- Conducted from Late 2016 to Early 2018
- Highway Study
- Transit/TDM Study
- Bike/Ped Study

Partnered with the State and Localities on additional studies

- 1 State Access Management
- 4 State STARS Studies
- 2 Locality Studies

Candidate Projects:

- Round 1: 13
- Round 2: 19
- Round 3 Estimate: 30 out of 32 available application slots

Planning Effort Considered

Possible Multimodal Enhancements for Candidate Projects

1. Intelligent Transportation System (ITS)

- Parking demand management system
- Traffic operations/security cameras

2. Bike/Ped

- Improved accessibility to PNR lots
- Shared use path

3. TDM

- PNR lot improvements
- Marketing of TDM/transit

4. Transit

- New transit service (FRED)

Including Possible PNR Lot Enhancements

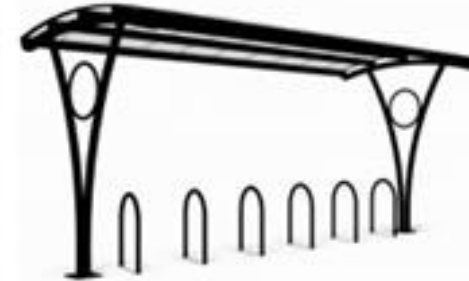
- Bus Shelters



- Bike Lockers / Covered Bike Racks



- Slug Line Island with shelter



- Electric Charging Stations

- Bike / Ped Paths and trails

- Sidewalks



Planning Efforts to Develop Leveraged Funding for Candidate Projects

1. Coordinating MPO CMAQ/RSTP funding with Smart Scale
2. Working with localities to better coordinate Local funding with Smart Scale
 - Revenue Sharing
 - Regional Motor Fuels Tax (2.1%)
 - CIP Funding
 - Proffers

Examples of Smart Scale Candidate Projects developed from 2045 LRTP Effort



Project developed from regional Transit/TDM study component of LRTP

New PNR Lot:

- 156 Spaces
- Would serve Dahlgren Naval Base Commuters from FAMPO

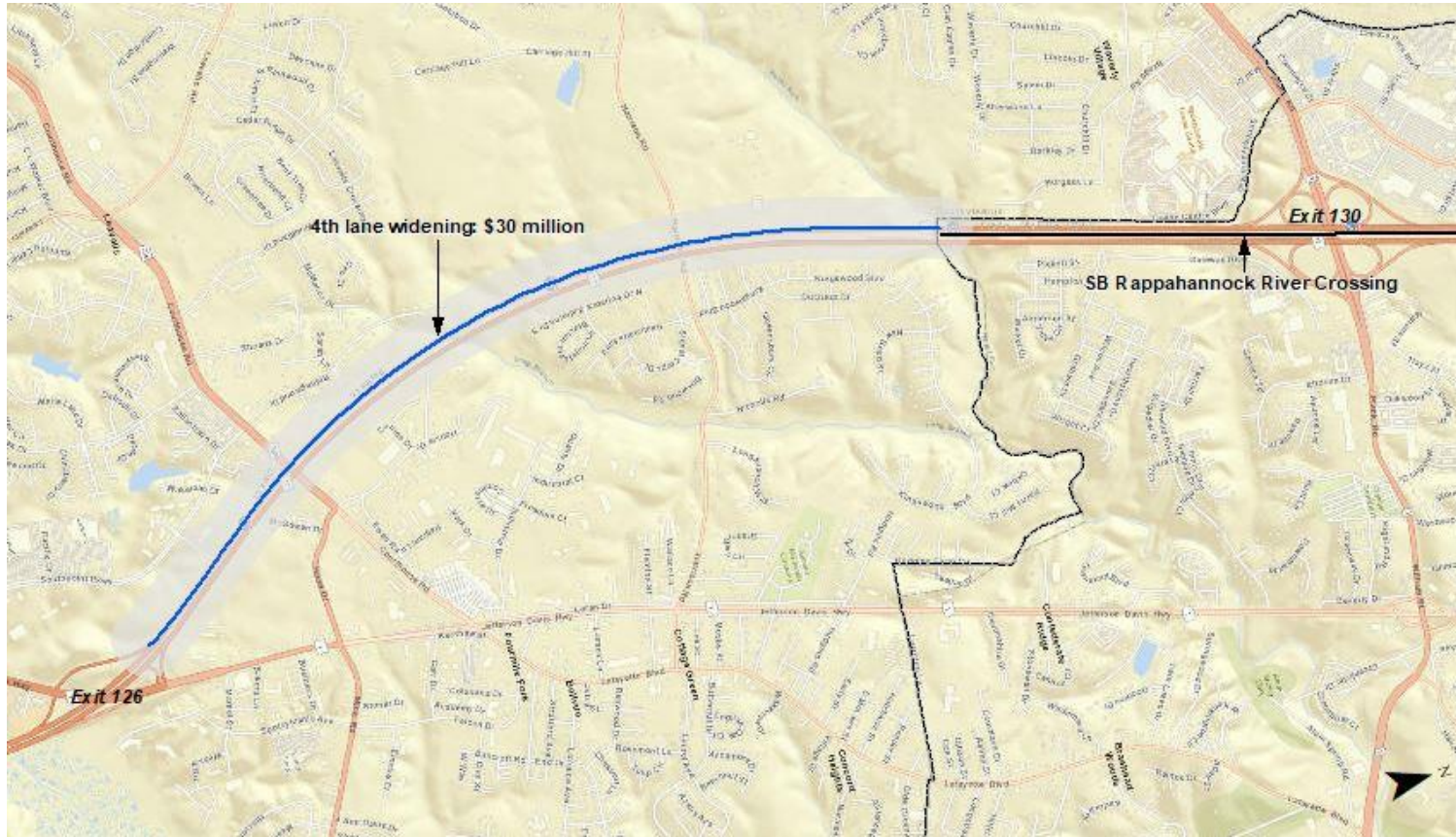
Funding (2025 \$):

Total Cost: \$6.2 million

Leveraged Funding: \$2.4 million

Smart Scale Request Cost: \$3.8 million

Examples of Smart Scale Candidate Projects developed from 2045 LRTP Effort (2)



Project developed from regional I-95 Highway study component of LRTP

Identified a future chokepoint where I-95 SB lanes will merge from 6 to 3 lanes at Rappahannock River Crossing southern terminus

4th Lane widening

- Cost effective using median hard shoulder
- Would significantly mitigate future chokepoint

Funding (2025 \$):

Total Cost: \$30 million

Smart Scale Request Cost: \$30 million